

Part List, Mechanical

Applicable for W980



CONTENTS

General	2
1 Parts.....	3
2 Revision History	16




General

This Part List includes all parts possible to replace by using the Mechanical Repair Process.
Parts available to order will be found in the Web Shop.









1 Parts


Part	Part Location on Phone	Working Instruction Description	Webshop Description	Part Number	Comments
		Cover Upper Front Assembly	Cover Upper Front Assembly/Generic/Black	1210-2148	
			Cover Upper Front Assembly/Vodafone/Black	1210-2150	
			Cover Upper Front Assembly/Orange/Black	1210-2156	
			Cover Upper Front Assembly/Hutch/Black	1210-2167	
			Cover Upper Front Assembly/TIM/Black	1210-2170	
			Cover Upper Front Assembly/Swisscom/Black	1210-2182	
			Cover Upper Front Assembly/SFR/Black	1210-2184	

Parts *continued*





Part	Part Location on Phone	Working Instruction Description	Webshop Description	Part Number	Comments
		Keyboard Main	Keyboard Generic Latin Black	1204-3457	
			Keyboard Main Arabic Black	1207-0063	
			Keyboard Main Bopomofo Black	1207-0064	
			Keyboard Main Cyrillic Black	1207-0144	
			Keyboard Main Hebrew Black	1207-0065	
			Keyboard Main Stroke Black	1207-0062	
			Keyboard Main Thai Black	1207-0061	
			KeyboardLatin Red	1208-2589	
			Keyboard Latin Brown	1208-2598	
			Cover Lower Rear Sub Assembly	1204-3353	

Parts *continued*









Part	Part Location on Phone	Working Instruction Description	Webshop Description	Part Number	Comments
		Cap Screw Lower	Cap Screw Lower Black	1204-3464	
		Key Volume	Key Volume Black	1204-3434	
		Key Mode	Key Mode Black	1204-3451	
		Cap Screw Upper Top	Cap Screw Upper Top Black	1204-3302	

	<p>Screw Torx Len:6.5 Diam:1.4</p>	<p>Screw Torx Len:6.5 Diam:1.4</p>	<p>1208-8798</p>	
---	--	--	------------------	--









Parts *continued*

Part	Part Location on Phone	Working Instruction Description	Webshop Description	Part Number	Comments
		Cover Hinge	Cover Hinge Black	1204-2894	
		Cover Upper Rear Sub Assembly	Cover Upper Rear Sub Assembly Black	1204-2924	
		Cover Battery Sub Assembly	Cover Battery Sub Assembly Black	1204-3477	
		Cover Lower Front Sub Assembly	Cover Lower Front Sub Assembly Black Cover Lower Front Sub Assembly Red Cover Lower Front Sub Assembly Brown	1204-3331 1208-2587 1208-2591	









Parts *continued*

Part	Part Location on Phone	Working Instruction Description	Webshop Description	Part Number	Comments
		Camera Module QCIF	Camera Module QCIF	KNC20141	
		Hinge Sub Assembly	Hinge Sub Assembly	1204-2528	
		Magnet	Magnet	1207-2048	
		Hinge Flex	Hinge Flex	1203-0011	









Parts *continued*

Part	Part Location on Phone	Working Instruction Description	Webshop Description	Part Number	Comments
		Touch key Module	Touch key Module	1202-9989	
		Display 2.22 TFT	Display 2.22 TFT	1201-9756	
		Display 1.5 TFT	Display 1.5 TFT	1201-9759	
		Camera 3.2 Mpixel	Camera 3.2 Mpixel	1201-7111	









Parts *continued*

Part	Part Location on Phone	Working Instruction Description	Webshop Description	Part Number	Comments
		Dome sheet	Dome sheet	1203-8245	
		Shield Can Lid	Shield Can Lid	1204-2536	
		Memory flex module	Memory flex module	1203-0012	
		Memory/Sim PWB	Memory/Sim PWB	1202-9954	









Parts *continued*

Part	Part Location on Phone	Working Instruction Description	Webshop Description	Part Number	Comments
		Memory/Sim PWB Carrier holder	Memory/Sim PWB Carrier holder	1204-2608	
		Memory/Sim PWB Carrier Plate	Memory/Sim PWB Carrier Plate	1209-0022	
		Screw Other Len:3, Diam:1,4	Screw Other Len:3, Diam:1,4	1204-2868	
		Screw Other Len:4.0 Diam:1.4	Screw Other Len:4.0 Diam:1.4	SXA1095031	









Parts *continued*

Part	Part Location on Phone	Working Instruction Description	Webshop Description	Part Number	Comments
		Antenna Main	Antenna Main	1203-6348	
		Cushion Video Camera	Cushion Video Camera	1204-2874	
		Net Receiver	Net Receiver	1205-9311	
		Cushion System Connector	Cushion System Connector	1205-9401	









Parts *continued*

Part	Part Location on Phone	Working Instruction Description	Webshop Description	Part Number	Comments
		Sheet upper sub LCD	Sheet upper sub LCD	1207-2049	
		Cushion Thor	Cushion Thor	1207-2087	
		Sheet RF1	Sheet RF1	1207-2078	
		Plastic Sheet(Sub PWB)	Plastic Sheet(Sub PWB)	1209-0776	

Parts *continued*

Part	Part Location on Phone	Working Instruction Description	Webshop Description	Part Number	Comments
		Sheet (Hinge Frame)	Sheet (Hinge Frame)	1209-7410	
		Label Core Unit	Label Core Unit	1204-3473	
		Cushion Speaker	Cushion Speaker	1204-3420	
		Key Locking Black	Key Locking Black	1204-3422	

Parts *continued*

Part	Part Location on Phone	Working Instruction Description	Webshop Description	Part Number	Comments
		Cushion Main Camera	Cushion Main Camera	1204-3364	
		Water Indicator	Water Indicator	1205-9338	
		Cushion Lock	Cushion Lock	1213-0497	
		Sheet PWB	Sheet PWB	1213-1124	

2 Revision History

Rev.	Date	Changes / Comments
1	2008-07-25	Initial release
2	2008-09-26	Removed Part 1210-2160, 1210-2172, 1210-2178, 1210-2188, 1210-2190
3	2008-11-21	Added color Red and Brown